

heating technology since 1959



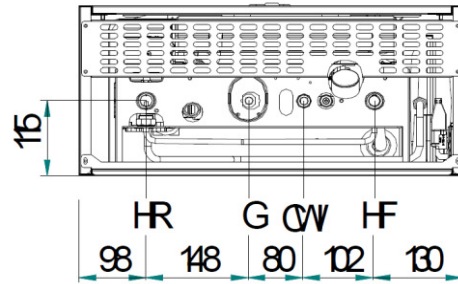
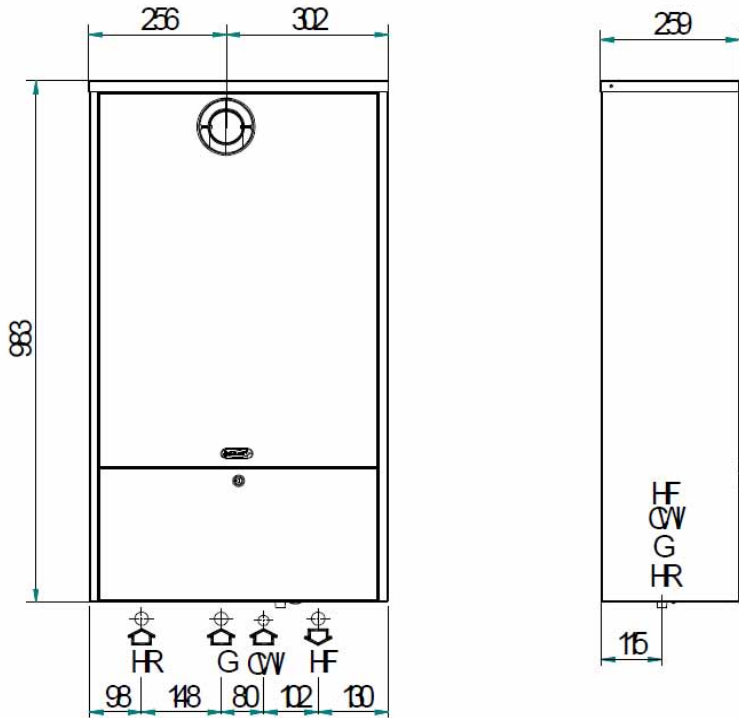
Wall Hung Gas Boiler



- Multi-gas burner
- Easy to convert from natural gas to LPG
- High efficiency
- Multiplex[®] system utilising high-tech Materials
- Compact Design
- Electronic Flame Module
- Built In Pump
- Auto Air Vent
- In Built By-pass
- Designed for radiators and slab heating
- LCD Display
- In Built Safety Features
- Anti Frost Protection
- Self Diagnosis / Fault Finding

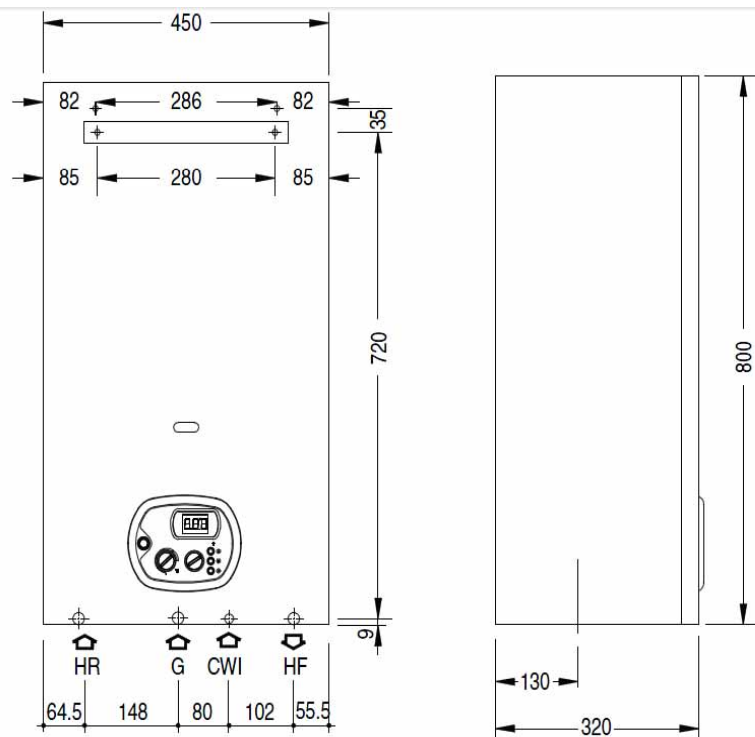


External (RAIN 30 E/R)



MODEL		RAIN 30 E/R	RS 30 ELITE
kW Output	kW	17 / 31	17 / 31
Input	Mj/H	78 / 137	78 / 137
Temperature Range	°C	30 - 80	30 - 80
Max Working Pressure	Bar	3	3
Expansion Tank Capacity	L	7	10
Power Supply	V	230 - 240 V	230 - 240 V
Fuse Protection	Amps	3	3
Power Consumption	Watts	155	155
Gas Type		NG / LPG	NG / LPG
Weight	Kg	43	42
Electrical Protection Grade	IP	X4D	X4D
Thermal Efficiency (NG/LPG)	%	81.5 / 86	81.5 / 86
Flue Size	mm	60 / 100	60/100 & 80/125

Internal (RS 30 ELITE)



MODEL	RAIN 30 E/R	RS 30 ELITE
HR	3/4"	3/4"
HF	3/4"	3/4"
G	3/4"	3/4"
CWI	1/2"	1/2"

